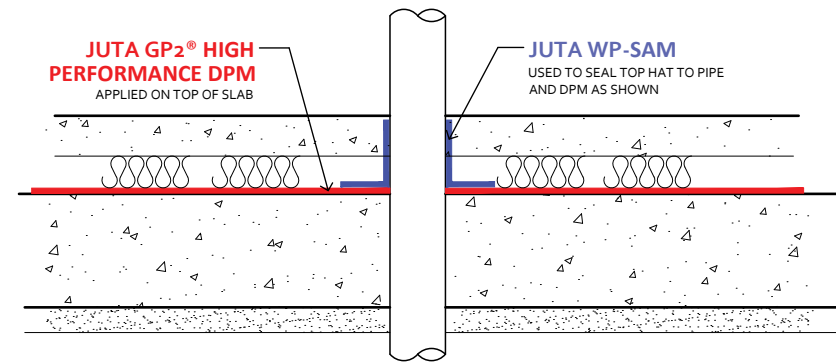
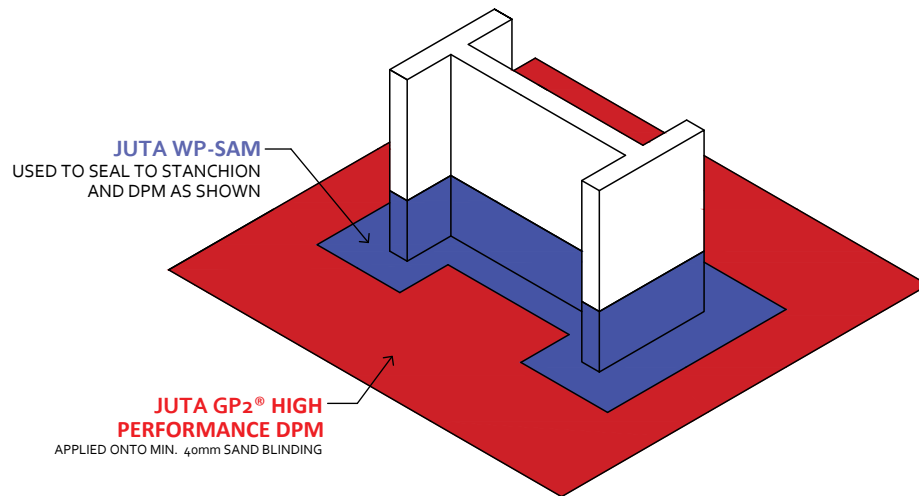


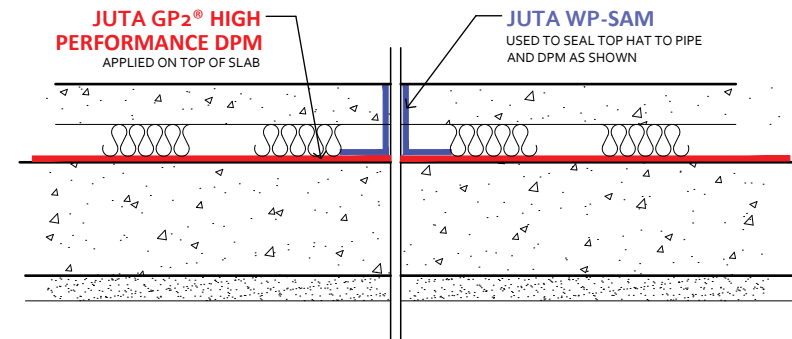
PIPE PENETRATION WITH TOP HAT DETAIL



PIPE PENETRATION SEALED WITH SELF ADHESIVE MEMBRANE



NB - PLEASE REFER TO TD-JUTA.GP2.041 FOR STANCHION SEALING OPTIONS FOR GP2.



ROD/ REBAR/ HANGAR WITH SELF ADHESIVE GAS MEMBRANE

| | |
|---------|----------------------------------|
| CLIENT | JUTA UK LTD |
| PROJECT | GP ² Standard Details |



- NOTES**
- Detail is generic to application so should be used as a guide not a specific installation detail.
 - GP² is a proprietary radon resistant DPM, manufactured and certified to adhere to the requirements of BRE 211: 2015 as a radon barrier.
 - GP² provides radon protection, in accordance with Approved Doc C (UK) and Technical Guidance Document C (Ireland).
 - Jointing and sealing using tapes is acceptable where anticipated design service life does not exceed 25 years.
 - Jointing and sealing by hot air welding is recommended where the anticipated design service life is required to exceed 60 years.
 - The use of butyl and bitumen based tapes in environments where VOC and Hydrocarbons are a perceived risk should be avoided. A thermal/welded joint system should be adopted.
 - It should be noted that the suitability of the welded joint is defined by the joint integrity, as tested in accordance with CIRIA C735: 2014. This is most commonly tested by air lance integrity testing to ASTM D4437-08: 2013. If the joint passes this test it is deemed acceptable in the verification process.
 - In all cases it is recommended the installation of gas barrier geomembranes is completed by a suitably qualified and accredited installer (NVQ L2/TWI/CSWIP or equivalent). Juta UK can offer advice as to the suitable/recommended installers.
 - All design decisions made by others that might have an impact on the gas and waterproof design performance should be brought to the attention of the design team and Juta UK Ltd. Final decisions and/or any recommendations should be approved by the design team and Juta UK Ltd.
 - Dimensions are not to be scaled from this drawing. All written measurements are to be checked on site by the contractor.
 - All rights described in chapter IV of the copyright, design and patents act 1988 have been generally asserted.

| | | | |
|--|------------|---|-----------|
| DRAWING TITLE | | | |
| JUTA GP² DPM PENETRATION DETAIL - MEMBRANE ABOVE SLAB | | | |
| DRAWING NUMBER | | | |
| JUTA.GP2.037 | | | |
| DRAWN BY | CHECKED BY | SCALE | DATE |
| PD | PF | Not to Scale | Aug. 2020 |
| | | MELTON GROVE WORKS BLACKPOOL ROAD LYTHAM FY8 5PL | |
| | | Tel: 01772 754177 | |